

Steeple Data

Base Width: 5'-0"
 Steeple Height: 19'-9"
 Weight: 550 lb.
 One Piece Steeple unit

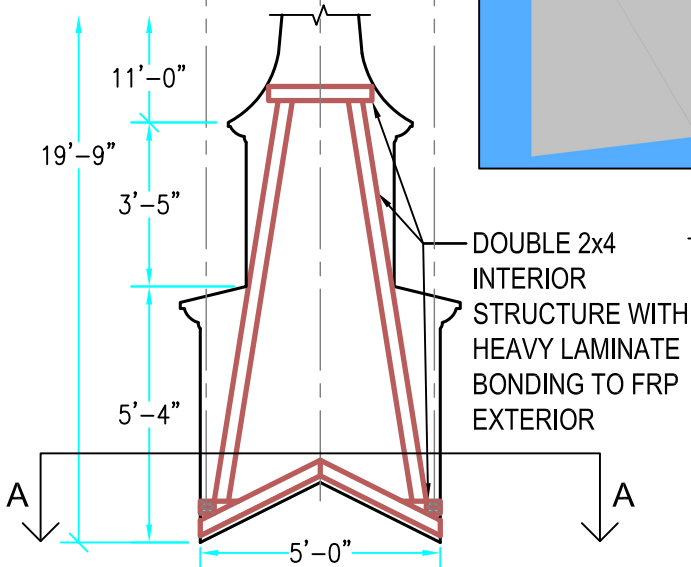
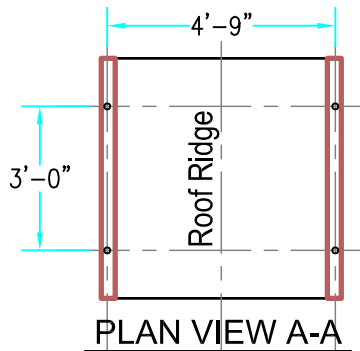
Available Options:

- 3' or 4' Aluminum Cross
- 8" Ball
- Round Top Simulated Louver
- Krinkle-glass Windows
- Lightning Protection
- Round open with screen Louvers in Base

ALL STEEPLES MUST BE MOUNTED ON A COMPLETED WATERPROOF ROOF SYSTEM AS LONG-TERM INSURANCE AGAINST LEAKAGE .

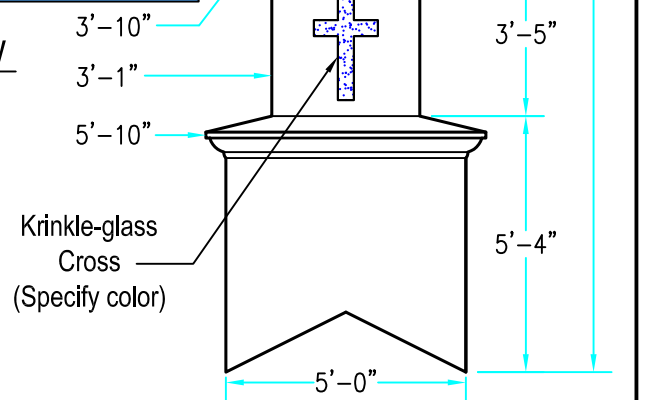


Note: Steeple Tip will be reduced by approx. 14" when Adding Optional Cross



Scale: 1/4" = 1'-0"

3-D VIEW



Scale: 1/4" = 1'-0"

Drawings are property of Fiberglass Unlimited, Inc.; Dimensions may change slightly to accommodate manufacturing.

STEEPLES
Model # 240

FIBERGLASS UNLIMITED, INC.

Phone: 1-800-837-6211 Fax: 334-863-7975 Email: info@FiberG.com

183 Industrial Ave.
 Roanoke, Alabama 36274